

Molecular Diagnostics Laboratory Wichita State University Wichita


OUR GOAL

MDL processes COVID-19 test samples provided by healthcare providers. Individual samples are collected by your healthcare provider or you can call 211 to identify public testing locations.

REGIONAL CAPACITY ADVANTAGE

- 01 40% - 60% of regional capacity
- 02 24-hour service
- 03 40%-60%
- 04 24-hour service

SAMPLE COLLECTION









The Molecular Diagnostics Laboratory at WSU has the capability to analyze 1,500 tests per 8-hour shift (totaling 4,500 per day). The maximum analyzing capacity for 3 shifts, 7 days a week, is 31,500 tests.

FDA EUA approved **Thermo Fisher Scientific TaqPath™** - Specificity: 100% Sensitivity: 100%

FDA EUA approved **Yale SalivaDirect™** - Specificity: 100% Sensitivity: 94.6%

SIMPLE PAPERLESS DIGITAL PROCESS



- 01 Healthcare provider orders COVID-19 test 
- 02 Specimen collected 
- 03 Send specimen to lab 
- 04 Analyze the specimen 
- 05 Status Alert via email to Patient 
- 06 KDHE, healthcare provider, and patient receive test results 

Molecular Diagnostics Laboratory Wichita State University

CLIA Registered High Complexity Laboratory, 17D2189034

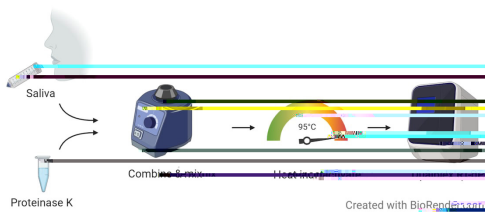
TEST PROCEDURE

Thermo Fisher Scientific TaqPath™





Sensitivity: 100%
Specificity: 100%

Yale SalivaDirect™



Sensitivity: 100%
Specificity: 94.6%



WSU MDL is supported by ...

