

# Counseling and Psychological Services (CAPS)

*Fiscal Year 2024 Impact Report*

---

*Christopher Leonard, PsyD, LP, Director*

---

## Mission

Counseling and Psychological Services provide accessible and effective, affordable

## CAPS Services Provided

- **Number of individual appointments attended:** FY24 at **5,899**, compared to a **4.34% increase** from FY23 and the department's annual goal.
- **Hours in group therapy:** In FY24, the department provided **381.5 hours** of group therapy, compared to a **28.02% decrease** from FY23 (group therapy is a secondary service).
- **Number of students using services:** FY24 had **1129** students using CAPS services.
  - **Number of clients on a suicide specific treatment protocol:** FY23 had **88**.
  - **Number of student athletes served:** FY24 had **48**, compared to 14 in FY23.
  - **Number of WSU Tech students served:** FY24 had **53**.

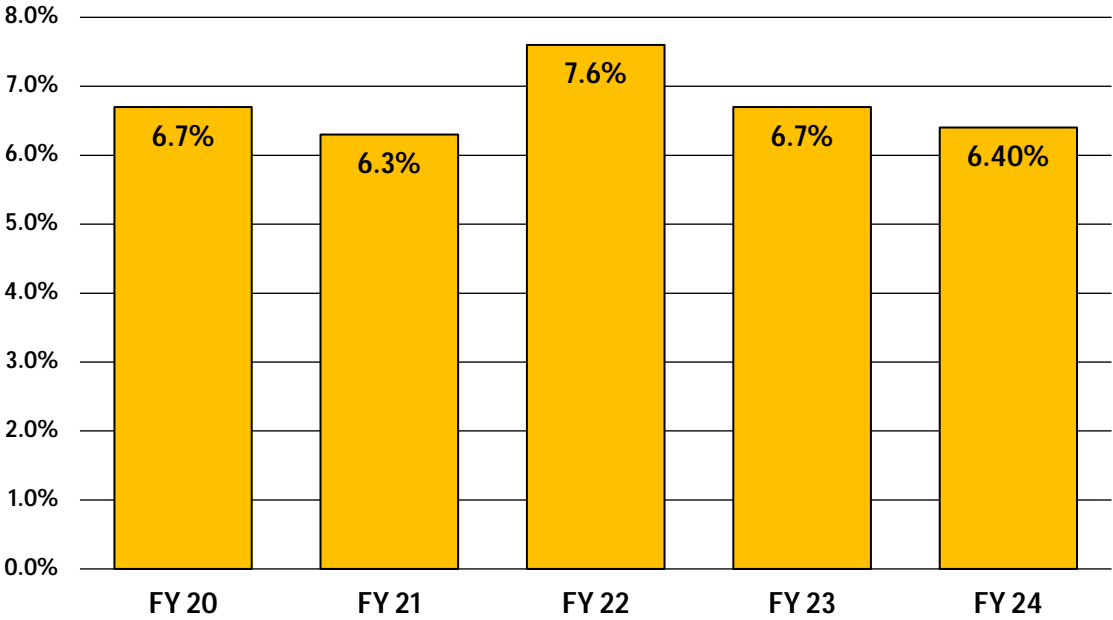
## Clinical Training/Applied Learning

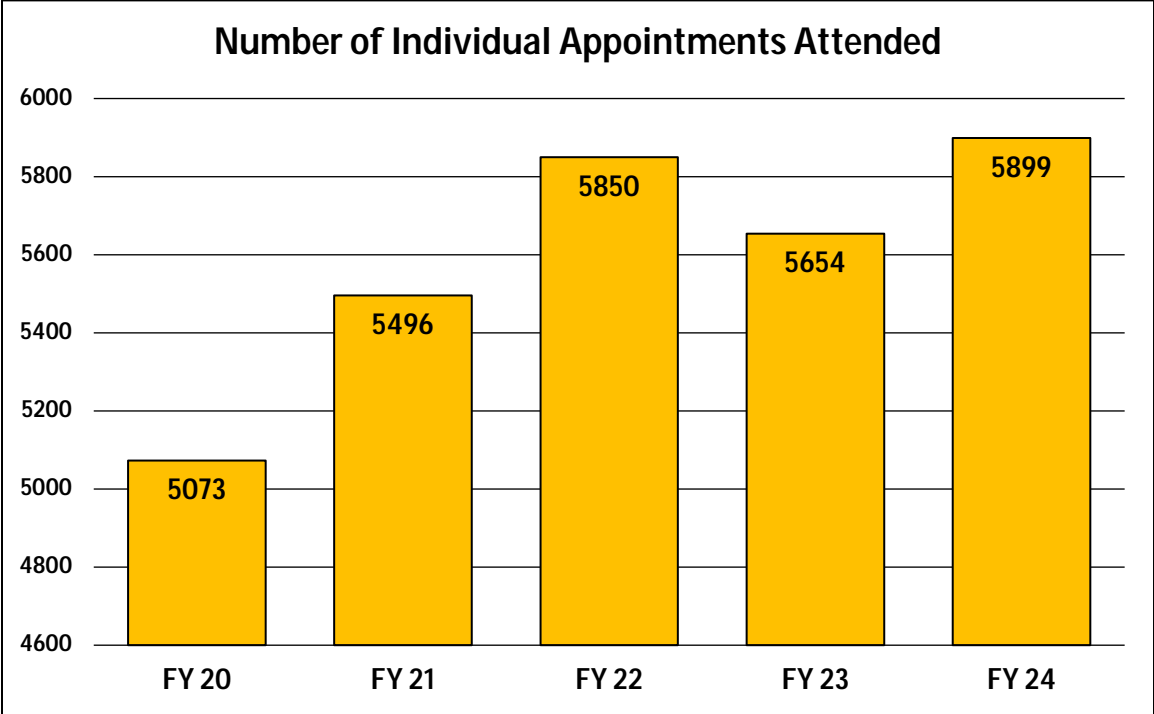
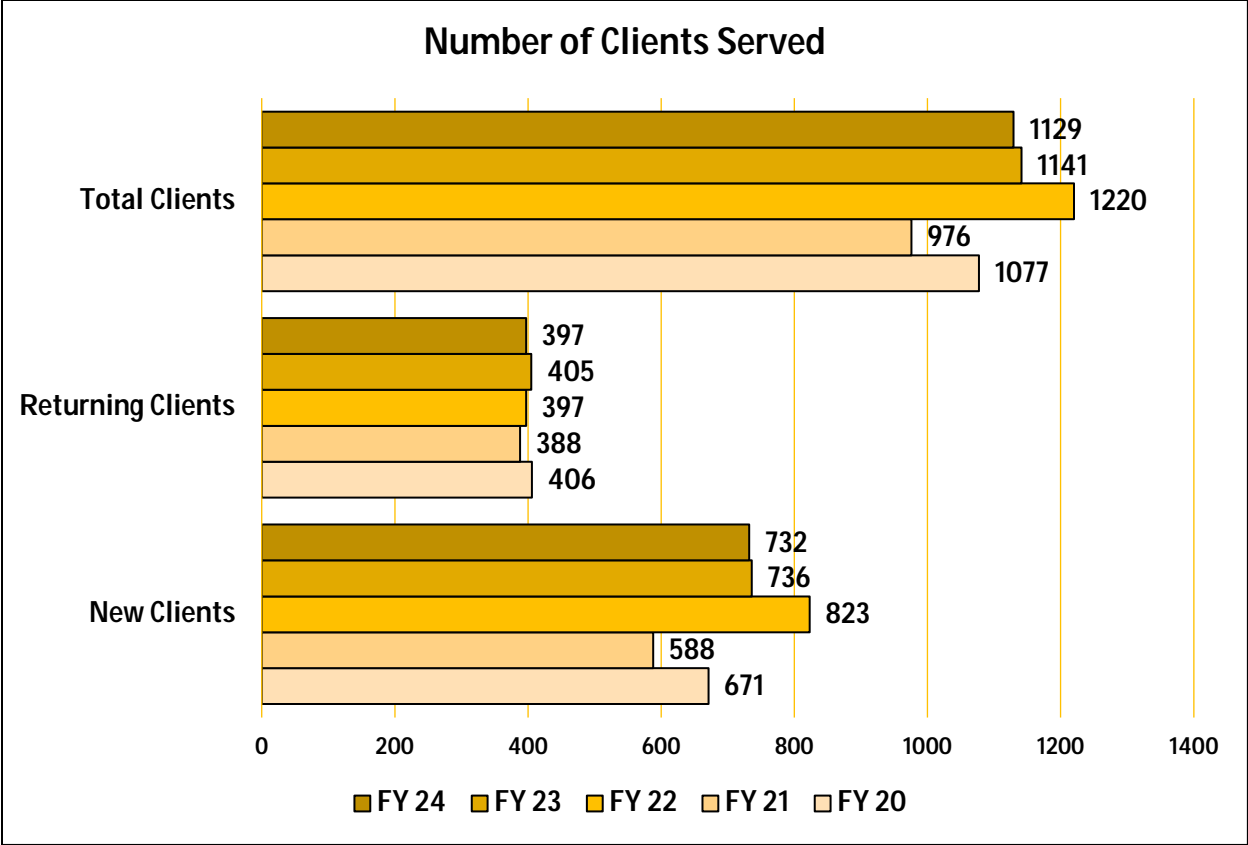
- CAPS continues to expand its efforts to provide clinical training for WSU students. In FY24, **12 of our clinicians were in dedicated training positions.**
- In addition, CAPS has been able to accept and train more students. **Our trainees provided 2,312 hours of clinical services in FY24.**
- **CAPS has 13 dedicated training positions for FY24.**
  - 12

- o **75%** f e de d ca ed a e a e e e c e a WSU beca e f CAPS.
  - o **94%** f e de d ca ed a aff a CAPS ded a c e e e .
  - o **94%** f e de d ca ed a e d ec e d CAPS a f e d.
  - o **94%** f e de d ca ed a e d e CAPS f e eeded e .
- G Sa fac S e (GSS) a de e ed be e c ec da a ea e c e a de e e ce g d geac e e e. **GSS for the spring 2024 had 13 responses.** T e e f e e d ca ed g e e f de a fac e e e e ce g e ce a CAPS.
    - o **92%** f e de fe ea e a CAPS ade e ec fc be e a /a be e .
    - o **77%** f e de d ca ed a e a e e e ( )-1.(a)5.7 e e ~~85-0.89~~ 85-0.89

•

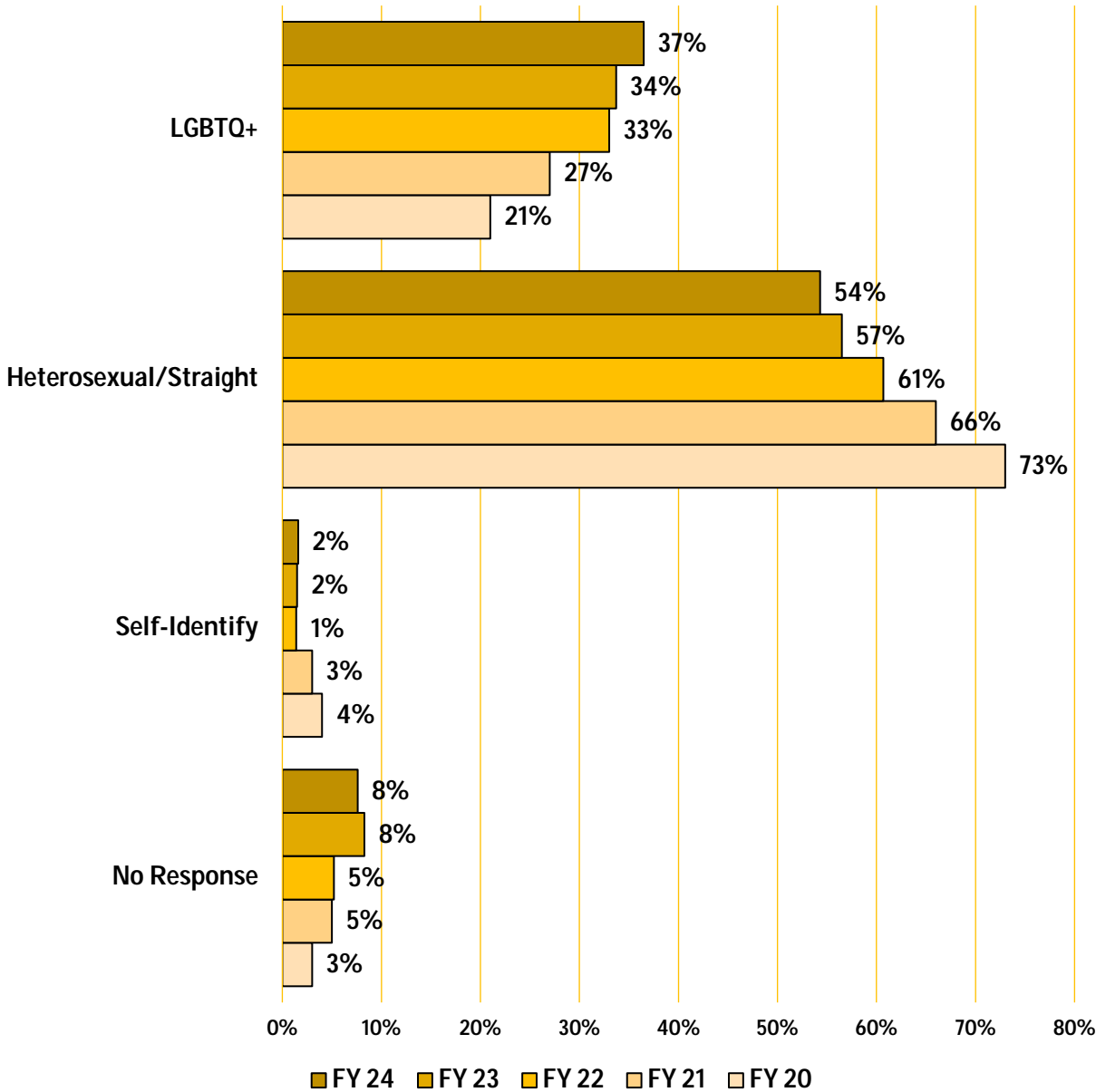
# CAPS Past Five Fiscal Year Comparisons





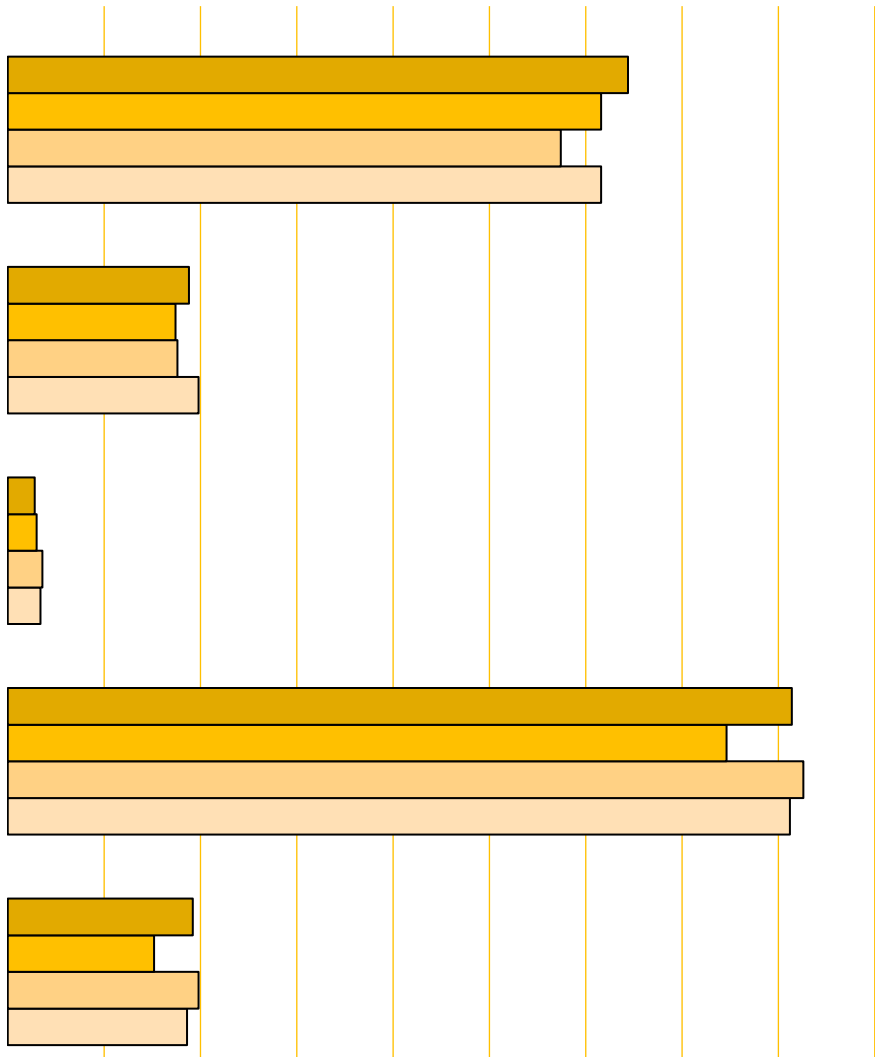


### Sexual Orientation Distribution (% of Clients)









1.3%.007 T -23.185 -1.1433  $\times$ B 341.2001 Tc -2